

////// TERRACO®

Candy Plus

PEARLESCENT GLAZE TOPCOAT



www.terraco.com

SWEDEN • UK • IRELAND • RUSSIA • TURKEY • JORDAN • EGYPT • UAE • PAKISTAN • THAILAND • VIETNAM • CHINA • KOREA

The House of Scandinavian Finishing Materials

Handy Plus

PEARLESCENT GLAZE TOPCOAT

Handyplus is another product in the extensive range of Designer Collection products from Terraco which has become popular with Designers for accentuating texture detail to create a unique wall effect.

Handyplus is a translucent pearlescent glaze coat used on interior walls. It is applied as a decorative effect over existing coatings to give the wall an attractive pearlescent lustre. Handyplus is used as a topcoat for emulsion paint or can be used in combination with other decorative effects from Terraco such as Handytex and Terravertine.

It is also used as an economical means of redecorating an existing surface or to enhance a feature wall or to create ambience in a room. This versatile product is a designer's delight.

Terraco Handyplus is available as an **ecoLIFE** product!

Using the latest, advanced green technology, the Terraco EcoLife branded products are a range of ultra low VOC products, free from Volatile Organic Compounds (VOCs), formaldehyde and other potentially harmful emissions. These water based, solvent free, products contain specially developed polymers and additives that ensure their inertness and ecologically friendly nature. The EcoLife range of products surpasses the most stringent international and national regulations pertaining to interior decoration products with VOC levels of less than 5g/l.

Features & Benefits

- Highly durable and washable
- Creates an attractive pearlescent lustre
- Versatility of application
- Can be used to topcoat most finishes / emulsion paints
- Low odour
- Controlled Water Vapour Permeability enables the substrate to "breathe"
- An ultra low VOC product
- It is water based, therefore user and environmentally friendly

Uses

Handyplus can be used on most interior finished surfaces such as painted walls and even textured finished walls. It is used to enhance feature walls in restaurants, night clubs, public ablution facilities, hotel lobbies, conference facilities, commercial offices, as well as private residences and condominiums.

Application

Handyplus is supplied as a gel and designed for application by a trowel or spatula.


Architectural Specification

New surfaces: Ensure that all dust, dirt and foreign matter are removed. Also ensure that all surfaces are free from salts, oil, grease and ridges. Protect all adjacent surfaces not to be coated. Repair all cracks, chips, voids and damages using Terraco Handycoat Interior. Prepare surface using Handycoat Interior and sand to a smooth level surface. Apply suitable basecoat, either Terraco emulsion paint, Handytex or Terravertine (select suitable option) and once cured apply Terraco Handyplus as per architecturally approved sample.

Old surfaces: Ensure that substrate is firm. First wash down the surface with a sugar soap solution, rinse and allow to dry. Repair all cracks, chips, voids and damages using Terraco Handycoat Interior. Apply suitable primer. Apply suitable basecoat, either Terraco emulsion paint, Handytex or Terravertine (select suitable option) and once cured apply Terraco Handyplus as per architecturally approved sample.

Consumption rate


0.15 – 0.20 kg/m² depending on the surface



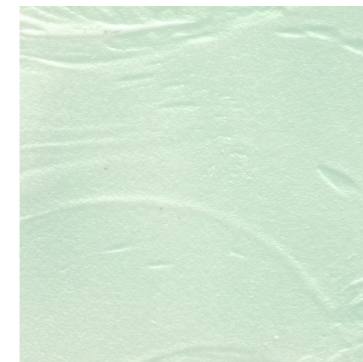
HP 1001



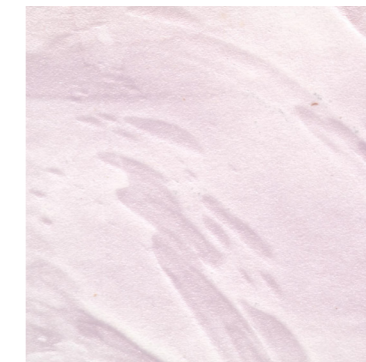
HP 1005



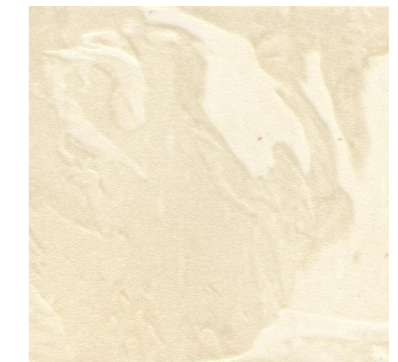
HP 1007



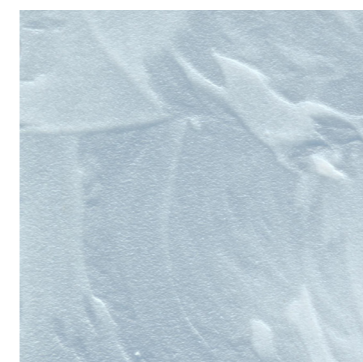
HP 1013



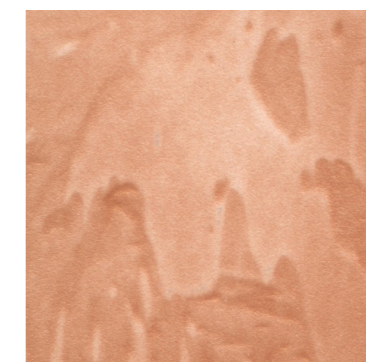
HP 1015



HP 1003



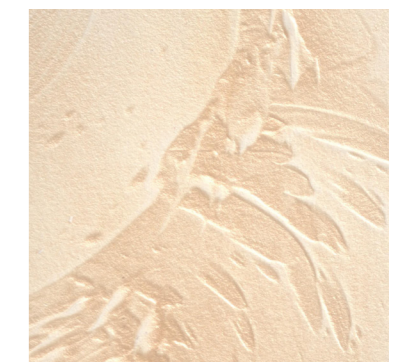
HP 1019



HP 1017




HP 1009



HP 1011


Application



Step 1



Step 2



Step 3



Step 4